



Minutes from October 17, 2019

The El Paso Central Appraisal District Board of Directors held its regular meeting on Thursday, October 17, 2019, at 5:02 p.m., in the Conference Room of the El Paso Central Appraisal District (EPCAD), 5801 Trowbridge Drive, El Paso, Texas, with the following quorum of six (6) members present.

1. Ronald Lowenfield
2. Kathryn Lucero
3. Vincent Perez
4. Laure Searls
5. Samuel Trimble
6. Chuck Taylor

Ms. Carmen Hegeman of Dunbar, Armendariz, Hegeman Law Firm, EPCAD legal counsel, was in attendance for the entire meeting.

The first order of business was to recite the pledge of allegiance to the flag of the United States of America and the pledge of allegiance to the Texas state flag.

AGENDA ITEM 1 - BOARD MEMBER RECOGNITION – MR. GARY GANDARA, MR. MICHAEL, NAJERA, MR. MIKE ROSALES, AND MR. AL VELARDE

Ms. Dinah Kilgore, EPCAD Chief Appraiser, recognized Mr. Michael Najera and Mr. Mike Rosales for their service as Board of Director members.

Chairwoman Ms. Searls presented Mr. Michael Najera and Mr. Mike Rosales with a plaque and the Board and all those in attendance congratulated them.

AGENDA ITEM 2 - PUBLIC COMMENT

Ms. Kilgore stated no one had signed up to make a public comment.

ACTION AGENDA ITEM 3 - APPROVAL & SIGNING OF MINUTES FROM AUGUST 22, 2019

Mr. Perez made a motion to approve the August 22, 2019, Minutes as presented; Mr. Lowenfield seconded; the vote was called and approved.

ACTION AGENDA ITEM 4 - REVIEW & APPROVAL OF FINANCIAL REPORT FOR JULY AND AUGUST, 2019

Ms. Rosa Goldmann, EPCAD Chief Financial Officer, presented the financial report for July and August 2019. EPCAD's financial reports contain the balance sheet; report of revenues, expenditures, and changes in cash balance (in actual-to-budget); the investment report; and the notes to the financial report.

Ms. Goldmann stated that the Appraisal Review Board lined item was over-budget of \$12,808.98 for August 2019 due to the protests.

She further stated that the Litigation Reserve account balance is \$632,201.27 for August 2019. The budgeted line item for litigation has been depleted.

Mr. Perez made a motion to accept the financial reports for July and August 2019 as presented; Mr. Lowenfield seconded; the vote was called and was approved.

AGENDA ITEM 5 - MONTHLY HEALTH BENEFIT AND DENTAL INSURANCE PLAN REPORT FOR JULY AND AUGUST, 2019

Ms. Goldmann presented the Health and Dental Insurance Plan Report for July and August 2019.

The July activity is as follows:

- Deposits: \$107,516.97
- Other Expenses: \$56.97
- Claims Paid: \$107,725.48
- Balance: \$571,928.42

The August activity is as follows:

- Deposits: \$107,738.36
- Other Expenses: \$93.90
- Claims Paid: \$84,778.35
- Balance: \$599,237.93

Mr. Perez asked if the frequent stop-loss reimbursements will increase rates.

Ms. Goldmann replied that it depends on when the stop-loss kicked in.

Ms. Kilgore added that the stop-loss is from TML insurance. EPCAD will leave the funds in the account to pay off the TML claims. EPCAD staff does not know what type of reports Blue Cross Blue Shield will provide EPCAD staff.

Ms. Lucero asked when the stop-loss amount starts.

Ms. Goldmann replied that she will provide those amounts to her later.

With no further questions, this concluded Ms. Goldmann's report.

AGENDA ITEM 6 - WARDLAW APPRAISAL GROUP, LC REPORT

Ms. Kilgore stated that the 2019 summer protest season was completed. She further explained that EPCAD hires out a firm that specializes in complex industrial properties in Texas, such as refineries, manufacturing plants, hospitals, and electric utilities, to provide EPCAD a detailed report on the property.

Mr. Charles Williams, P.E., R.P.A. of Wardlaw Appraisal Group, presented the following details:

The 2019 certified value is \$3,659,024,816; while the 2018 certified value was \$3,562,786,471.

There were 297 renditions processed and six site inspections.

On April 12, 27% of taxpayer accounts were mailed to EPCAD. By May 7, 52% of taxpayer accounts were mailed to EPCAD. By May 10, 21% of taxpayer accounts were mailed to EPCAD.

Western Refining agreed to a refinery value of 4% higher than in 2018.

El Paso Electric agreed to a market value increase of nearly \$10 million.

Mr. Perez asked if on the MAP study line item J- Electric Utilities- had been further researched onto why it had a drop.

Mr. Stone replied that it had not been looked into.

Mr. Williams added that the State Comptroller has various utility property categories, and they perform their own review of those properties.

Ms. Kilgore further stated that the coding was corrected and it no longer is an issue.

With no further questions from the board, this concluded Mr. Williams' report.

ACTION AGENDA ITEM 7 - DISCUSSION AND POSSIBLE ACTION REGARDING THE DESIGNATION OF A VOTING DELEGATE AND ALTERNATE TO ATTEND THE 2020 TEXAS ASSOCIATION OF APPRAISAL DISTRICTS (TAAD) CONFERENCE

Ms. Kilgore informed the Board that Appraisal Districts are directed to select a delegate and an alternate to vote at the annual conference of Appraisal Districts. The Conference will be held on February 23-26, 2020 at the Renaissance Dallas Hotel in Dallas, Texas.

Ms. Searls requested to reserve six rooms.

Ms. Kilgore replied that would not be a problem.

The board members unanimously agreed to revisit the item in January 2020.

ACTION AGENDA ITEM 8 - DISCUSSION AND POSSIBLE ACTION REGARDING THE DECEMBER, 2019 BOARD OF DIRECTORS' MEETING

Ms. Kilgore informed the Board that historically the Board does not meet in December. She further stated that EPCAD meets at least once each calendar quarter as required by the Property Tax Code. Ms. Kilgore requested to cancel the December 2019 Board of Directors' meeting.

Ms. Kilgore stated that the January meeting will be held on January 16, 2020.

Mr. Lowenfield made a motion to approve the cancellation of December 2019 board meeting; Mr. Perez seconded; the vote was called and approved.

ACTION AGENDA ITEM 9 - DISCUSSION AND POSSIBLE ACTION REGARDING EPCAD'S PROPOSED 2020 HOLIDAY SCHEDULE

Ms. Kilgore informed the Board that like the 2019 holiday calendar, there are fourteen holidays on the proposed 2020 holiday schedule.

Mr. Trimble motioned to approve EPCAD's 2020 holiday schedule; Mr. Perez seconded; the vote was called and approved.

ACTION AGENDA ITEM 10 - DISCUSSION AND POSSIBLE ACTION REGARDING THE CONTRACT FOR INTERNET ACCESS

Ms. Kilgore stated that it is a maintenance contract for three years, and the amount is under the budgeted amount.

Mr. Stone said that the contract is for internet access for the building. EPCAD is on a month-to-month basis with Transtelco for \$1,998. EPCAD received three different quotes for a 3-year contract with 1 Gbps internet access. EPCAD budgeted \$25,300 for internet access for this fiscal year.

Company	Cost/Month	Annual Cost
Transtelco	\$1,750	\$21,000
Conterra Networks	\$1,750	\$21,000
Spectrum Enterprise	\$1,819	\$21,828

EPCAD staff recommends continuing with Transtelco because they have one of the lowest prices and they give excellent and reliable service. Transtelco would provide 1 Gbps for a 3-year contract.

Mr. Perez inquired about the procurement process.

Mr. Stone replied that EPCAD staff identified and asked area providers for bids.

Ms. Kilgore added that providers were unaware of who bid.

Mr. Taylor inquired why staff recommended Transtelco compared to Conterra Networks if the annual cost is the same.

Mr. Stone replied that staff has had no issues with Transtelco internet access or reliability of service, and they match the lowest bid.

Ms. Kilgore added that when EPCAD receives two bids that are the same, and one is a current provider with no issues, EPCAD will prefer them over the other one because changing over to another provider will incur some cost.

Ms. Lucero made a motion to contract with Transtelco for internet access; Mr. Lowenfield seconded; the vote was called and approved.

AGENDA ITEM 11 - TAXPAYER LIAISON REPORT

Ms. Tracy Carter, Taxpayer Liaison Officer, reported that thirty-two applications had been received for the Appraisal Review Board (ARB) positions. Twenty vacancies need to be filled. The Administrative Judge Linda Chew will appoint the Chairman and Secretary. Ms. Carter will aid the Administrative Judge Chew in the selection process.

Ms. Carter provided the Board with a packet containing taxpayer evaluation and a follow-up report.

Ms. Carter continued that the State Comptroller survey results will be available by the end of January 2020.

The ARB will be in session to hear late protests from October 21-24, 2019.

With no questions for the board, this concluded Ms. Carter's report.

AGENDA ITEM 12 - CHIEF APPRAISER REPORT

Ms. Kilgore, EPCAD Executive Director/Chief Appraiser, gave a presentation regarding the 2019 summer protest season by departments and informed the board:

- EPCAD offered a two-day training on record retention from TSLAC Government Information Analysts to clerical employees.
- EPCAD's staff had a 97% customer service rating as good or excellent.
- In November 2019, EPCAD staff will present a presentation about EPCAD's security reviews and upgrades.

MINUTES PAGE 6
BOARD OF DIRECTORS
OCTOBER 17, 2019

- EPCAD is offering several courses.
- Appraisers are busy performing fieldwork.
- EPCAD plans to unveil on Veterans Day a Veterans wall displaying current veteran employees along with two plaques given to EPCAD by two veteran organizations.
- Ms. Kilgore reminded the board she is available for neighborhood association meetings.
- So far, EPCAD has 250 lawsuits; while in 2018, there were 275 lawsuits. This year, EPCAD has received 281 arbitrations. In 2018, there were 119 arbitrations. The law now allows a higher dollar amount, over 3 million and less than 5 million, to be arbitrated for no-residential properties. Commercial properties can file for arbitration instead of a lawsuit.

Mr. Lowenfield inquired on the evidence taxpayers need to bring to an ARB hearing.

Ms. Kilgore replied that for the residential side; taxpayers can bring the contract, taxpayer appraisal, market analysis, or any information that is very specific to their property. EPCAD staff looks at the market area in the neighborhood.

Mr. Perez asked if the certified value is reduced by a certain percentage.

Ms. Kilgore replied yes that it is based on historical data and what is currently under protest.

Ms. Kilgore asked if the board would like to review the settled lawsuits for August and September under the executive session.

The board unanimously agreed to hear the lawsuits in open session since they have been settled and are public record.

Mr. Albert Molina, EPCAD Director of Litigation & Appeals, explained August and September 2019, settled lawsuits attorney fees on the different accounts. He further stated that he expects more mediations in November and December. The new law states that if EPCAD settles an arbitration within 45-days of the time it is filed, the person filing the arbitration gets their money back except \$50 for the administration fee.

Ms. Searls asked why the Pleasanton Partners, LP had a decrease in value.

Mr. Eduardo Perez, EPCAD Litigation Coordinator, replied that it has two tracks of land and EPCAD treated it as one. One track is affected by a ponding area.

Mr. Perez inquired on the Legends of El Paso Apartments value decrease.

Mr. Eduardo Perez answered that it was a different ARB board; the case was not settled until after the current ARB hearings. EPCAD looked at income and expense and equity.

Mr. Lowenfield questioned the Lowe's Home Centers, Inc. settlement amount.

Mr. Eduardo Perez said that Kohl's and Lowe's are on leased land. The income approach was used to get

the value of the property. Then, the staff had to remove the land lease market value.

Ms. Kilgore further stated that the land value is evaluated as if it is vacant. EPCAD staff does not know which properties are leased until property owners tell us. Adjustments are made once EPCAD staff is informed. The lease agreement will say who is responsible for what portion of the property. The agent did not bring the information during the ARB hearing.

Mr. Molina added that the property might be valued under the cost approach value in one year. Then, in another year, it might be valued under the income approach.

Mr. Perez asked if the Lowes agent always challenge their values.

Ms. Kilgore replied they do. She added that Home Depot, Kohl's, Circle-K, Seven-Eleven, and Walmart files a protest on all of their properties.

Mr. Taylor asked regarding The Legends of El Paso Apartments tax revenue amount.

Ms. Kilgore said that the amount is the total tax rate for all the taxing entities. The taxing entities divide the amount.

Mr. Perez requested the settled cases' spreadsheet to include a percentage with a decrease or increase from certified value to the settled value.

**AGENDA ITEM 13 - EXECUTIVE SESSION UNDER THE AUTHORITY OF TEX GOV'T.
CODE § 551.071 & 551.074 TO DISCUSS LEGAL AND PERSONNEL MATTERS**

A. August and September, 2019 Lawsuit Settlements


AGENDA ITEM 14 - DISCUSSION AND POSSIBLE ACTION REGARDING ITEM A AS LISTED IN THE PREVIOUS ITEM

The item was discussed in open session instead of Executive Session.


There being no further business to come before the Board; the meeting adjourned at 6:15 p.m.

The next EPCAD Board of Directors' meeting is scheduled for Thursday, November 21, 2019, at 5:00 p.m.

MINUTES PAGE 8
BOARD OF DIRECTORS
OCTOBER 17, 2019


Laurie Searls, Chairwoman
El Paso Central Appraisal District
Board of Directors

ATTEST:


Vincent Perez, Vice Chair
El Paso Central Appraisal District
Board of Directors

Date Approved: Nov. 21, 2019



EL PASO CENTRAL APPRAISAL DISTRICT



BALANCE SHEET
August 31, 2019

Assets

Cash in Bank	951,653.63	
Investments	4,495,561.50	
Petty Cash	150.00	
Total Cash		<u>5,447,365.13</u>
Accrued Interest Receivable	10,977.75	
Accounts Receivable	295.00	
Prepaid Expenses	48,613.17	59,885.92
Total Current Assets		<u>6,507,251.05</u>
Building	2,354,796.59	
Building Accum Deprec	(840,004.75)	1,514,791.84
Building Refit	637,114.19	
Bldg Refit Accum Deprec	(637,112.19)	2.00
Furniture & Equipment	672,217.07	
Furn & Equip Accum Deprec	(595,132.76)	77,084.31
Computer Equipment	745,532.66	
Computer Equip Accum Deprec	(696,181.23)	49,351.43
Vehicles	446,316.78	
Vehicles Accum Deprec	(172,460.00)	273,866.78
CAMA System	1,378,742.00	
CAMA Sys Accum Deprec	(1,378,738.00)	4.00
Building Improvements	1,758,887.91	
Building Improv Accum Deprec	(858,007.55)	900,880.36
Building Equipment	169,038.52	
Build Equip Accum Deprec	(135,127.38)	33,911.14
Total Fixed Assets		<u>2,849,891.86</u>
Deferred Outflow Res-Pension		895,303.77
Total Assets		<u>9,252,446.68</u>
Liabilities and Fund Balance		
Accounts Payable	227,722.89	
Accrued Expenses	18,776.28	
Accrued Payroll Payable	691,539.70	
TCDRS Payable	145,948.10	
Dep. Personal Life Ins & Cobra	(1,083.95)	
Cafeteria 125	(0.12)	
Total Current Liabilities		<u>1,082,902.90</u>
TCDRS Net Pension Liability		576,631.00
Deferred Inflow Res-Pension		741,512.00
TCDRS Expense-Allowance		<u>669,909.37</u>
TOTAL LIABILITIES		<u>3,070,955.27</u>
Reserved Encumbrance		632,201.27
Fund Balance		5,549,290.14
TOTAL LIABILITIES AND FUND BALANCE		<u>9,252,446.68</u>

5801 TROWBRIDGE DR.
EL PASO, TEXAS 79926-3346
O: 916.780-2000

DINA L. KILGORE, CPA
EXECUTIVE DIRECTOR
CHIEF APPRAISER

BOARD OF DIRECTORS

PAUL GAROLA
FREDDY KHALAYEL-AVALOS
RONNIE LONGFIELD

KATHRYN LUCERO
EDUARDO MEHA
VINCENT PEREZ

LAURE SEARLS
CHUCK TAYLOR
SAM TRIMBLE

EL PASO CENTRAL APPRAISAL DIST
REPORT OF REVENUES, EXPENDITURES AND CHANGES IN CASH BALANCE
For Month Ending August 31, 2019

	August	YTD	YTD Budget	Variance
REVENUES				
Revenues from Taxing Entities	0.00	15,663,770.53	15,663,770.53	0.00
Interest Income	12,342.88	117,112.42	117,100.00	12.42
Miscellaneous Income	697.23	5,643.28	5,600.00	43.28
Rendition Penalty Income	3,358.47	81,854.87	81,000.00	854.87
Total Revenue	16,398.58	15,868,381.10	15,867,470.53	
EXPENDITURES				
Wages and Salaries	609,011.55	6,821,323.44	7,001,348.93	180,025.49
Payroll Related Expenses	189,025.81	1,950,529.98	1,953,190.97	2,660.99
Payroll tax-mandatory	90,086.57	786,082.78	890,254.09	104,171.31
Computer Expense	1,956.71	4,122.43	6,449.74	2,327.31
Software, Support, Licensing	10,443.73	824,565.07	852,344.81	27,779.74
Vehicles - Insurance	0.00	12,150.56	10,000.00	(2,150.56)
Vehicles - Gas/Oil/Maintenance	6,960.43	36,893.19	56,068.51	19,175.32
Building - Utilities	16,826.21	160,367.34	185,140.87	24,773.53
Building - Maintenance	6,072.07	93,656.27	106,681.09	13,024.82
Building - Janitorial	943.91	5,522.15	6,363.28	841.13
Assets	0.00	28,873.85	29,000.00	126.15
Assets - Strategic Plan Building Improvements	38,665.00	38,665.00	50,000.00	11,335.00
Assets - Strategic Plan - Vehicles	0.00	117,516.55	175,000.00	57,483.45
F/E - Lease	16,272.24	158,878.42	180,084.55	21,206.13
F/E - Maintenance	4,500.82	89,359.36	143,880.34	54,520.98
Small Furn & Equip	7,799.54	21,877.27	71,038.23	49,160.96
Paper, supplies, etc	3,178.72	53,645.59	62,206.79	8,561.20
Printing	235.00	14,861.07	25,117.65	10,256.58
Advertising Req. by Law	1,522.00	13,591.01	19,447.92	5,856.91
Advertising Other	0.00	19,535.00	32,405.00	12,870.00
Postage/Mailing	14,574.70	161,848.85	162,799.72	950.87
Education, dues	28,403.81	149,286.94	150,059.39	772.45
Bonding/General Insurance	0.00	24,375.90	21,412.00	(2,963.90)
Audit & Consultation	0.00	17,190.00	22,225.00	5,035.00
Chief Appraiser-Education, dues	4,121.63	16,212.99	16,241.38	28.39
BOD - Education	0.00	6,795.71	6,000.00	(795.71)
Books, Publications, Subscrip	201.59	5,033.66	8,770.11	3,736.45
Legal Fees	69,893.98	509,674.87	465,000.00	(44,674.87)
Arbitration	450.00	4,850.00	15,663.19	10,813.19
Appraisal Review Board	9,250.00	301,308.98	288,500.00	(12,808.98)
Taxpayer Liaison Officer-Expen	668.06	29,377.77	34,578.61	5,200.84
Professional Services	14,477.63	816,595.16	822,656.43	6,061.27
Supplemental Help/Temps	0.00	31,261.81	42,500.73	11,238.92
Interest Expense	0.00	0.00	0.00	0.00
Contingency Fund	0.00	0.00	0.00	0.00
Encumbered Fund - Litigation	(44,674.87)	(44,674.87)	0.00	44,674.87
Total Expenditures	1,100,866.84	13,281,154.10	13,912,429.33	
Excess Revenue over Expenditures		<u>2,587,227.00</u>		



BALANCE SHEET
July 31, 2019

Assets

Cash in Bank	635,011.32	
Investments	6,090,659.37	
Petty Cash	150.00	
Total Cash		<u>6,725,820.69</u>
Accrued Interest Receivable	6,225.00	
Prepaid Expenses	35,160.94	41,385.94
Total Current Assets		<u>6,767,206.63</u>

Building	2,354,796.59	
Building Accum Deprec	(837,078.10)	1,517,718.49
Building Reflt	637,114.19	
Bldg Reflt Accum Deprec	(837,112.19)	2.00
Furniture & Equipment	679,457.41	
Furn & Equip Accum Deprec	(600,068.48)	79,388.93
Computer Equipment	788,903.37	
Computer Equip Accum Deprec	(735,925.69)	52,977.68
Vehicles	446,316.78	
Vehicles Accum Deprec	(169,408.29)	276,908.49
CAMA System	1,378,742.00	
CAMA Sys Accum Deprec	(1,378,738.00)	4.00
Building Improvements	1,720,222.91	
Building Improv Accum Deprec	(851,234.89)	868,986.02
Building Equipment	169,038.52	
Buld Equip Accum Deprec	(133,838.77)	35,199.75
Total Fixed Assets		<u>2,831,187.36</u>
Deferred Outflow Res-Pension		895,303.77
Total Assets		<u>10,493,697.76</u>

Liabilities and Fund Balance

Accounts Payable	169,330.15	
Accrued Expenses	18,776.28	
Accrued Payroll Payable	925,466.06	
TCDRS Payable	100,235.82	
Dep. Personal Life Ins & Cobra	(92.87)	
Cafeteria 125	(0.09)	
Total Current Liabilities		<u>1,213,715.35</u>

TCDRS Net Pension Liability	576,631.00	
Deferred Inflow Res-Pension	741,512.00	
TCDRS Expense-Allowance	669,909.37	
TOTAL LIABILITIES		<u>3,201,767.72</u>

Reserved Encumbrance	676,876.14	
Fund Balance	6,615,053.90	
TOTAL LIABILITIES AND FUND BALANCE		<u>10,493,697.76</u>

EL PASO CENTRAL APPRAISAL DIST
REPORT OF REVENUES, EXPENDITURES AND CHANGES IN CASH BALANCE
For Month Ending July 31, 2019

	July	YTD	YTD Budget	Variance
REVENUES				
Revenues from Taxing Entities	23,863.75	15,663,770.53	15,663,770.53	0.00
Interest Income	13,627.38	104,769.54	104,700.00	69.54
Miscellaneous Income	52.28	4,946.05	4,900.00	46.05
Rendition Penalty Income	2,923.74	78,496.40	78,000.00	496.40
Total Revenue	40,467.15	15,851,982.52	15,851,370.53	
EXPENDITURES				
Wages and Salaries	663,554.57	6,212,311.89	6,267,023.50	64,711.61
Payroll Related Expenses	161,062.09	1,761,504.17	1,762,090.97	586.80
Payroll tax-mandatory	71,181.31	695,996.21	776,109.40	80,113.19
Computer Expense	0.00	2,165.72	4,899.47	2,733.75
Software, Support, Licensing	79,579.03	814,121.34	815,438.02	1,316.68
Vehicles - Insurance	0.00	12,150.56	10,000.00	(2,150.56)
Vehicles - Gas/Oil/Maintenance	2,691.60	29,932.76	49,068.51	19,135.75
Building - Utilities	18,318.33	143,541.13	164,572.74	21,031.61
Building - Maintenance	6,058.53	87,584.20	97,990.18	10,405.98
Building - Janitorial	0.00	4,578.24	5,926.55	1,348.31
Assets	0.00	28,873.85	29,000.00	126.15
Assets - strategic Plan - Vehicles	0.00	117,516.55	175,000.00	57,483.45
F/E - Lease	16,282.93	142,606.18	161,449.09	18,842.91
F/E - Maintenance	5,350.97	84,858.54	129,580.87	44,722.13
Small Furn & Equip	4,879.51	14,077.73	59,756.45	45,678.72
Paper, supplies, etc	5,809.41	50,466.87	56,714.57	6,247.70
Printing	188.00	14,626.07	21,472.29	6,846.22
Advertising Req. by Law	0.00	12,069.01	18,895.83	6,826.82
Advertising Other	0.00	19,535.00	29,270.00	9,735.00
Postage/Mailing	4,698.68	147,274.15	155,715.80	8,441.65
Education, dues	13,603.10	120,883.13	131,133.77	10,250.64
Bonding/General Insurance	0.00	24,375.90	21,412.00	(2,963.90)
Audit & Consultation	0.00	17,190.00	22,225.00	5,035.00
Chief Appraiser-Education,dues	100.10	12,091.36	16,241.38	4,150.02
BOD - Education	0.00	6,795.71	6,000.00	(795.71)
Books, Publications, Subscrip'n	9.99	4,832.07	8,770.11	3,938.04
Legal Fees	57,066.71	439,780.89	451,504.94	11,724.05
Arbitration	0.00	4,400.00	15,663.19	11,263.19
Appraisal Review Board	68,560.00	292,058.98	288,500.00	(3,558.98)
Taxpayer Liaison Officer-Expen	17.79	28,709.71	39,878.61	11,168.90
Professional Services	114,172.44	802,117.53	802,666.43	538.90
Supplemental Help/Temps	0.00	31,261.81	37,500.73	6,238.92
Interest Expense	0.00	0.00	0.00	0.00
Contingency Fund	0.00	0.00	0.00	0.00
Encumbured Fund - Litigation	0.00	0.00	0.00	0.00
Total Expenditures	1,293,175.09	12,180,287.26	12,631,460.20	
Excess Revenue over Expenditures		<u>3,671,695.26</u>		


El Paso Central Appraisal District

INVESTMENT REPORT


August 31, 2019

Institution	Type	Issue Date	Maturity Date	Amount	Interest Rate	Interest Earned	Accrued
Wells Fargo	WF Gov MMF Sel		none	827,835.16	2.070%	4,582.96	
Wells Fargo	JP Morgan US Gov		none	167,726.34	2.030%	319.17	
BBVA Compass	CD	7/11/2019	9/11/2019	1,600,000.00	2.195%		4,975.33
BBVA Compass	CD	7/11/2019	10/9/2019	1,900,000.00	2.230%		6,002.42
				4,495,561.50		4,902.13	10,977.76

Executive Director/Chief Appraiser



Chief Financial Officer



NOTE TO AUGUST, 2019 FINANCIAL REPORT

Over Budget:

Appraisal Review Board \$12,808.98 due to additional protests

Encumbered Funds:

-	Litigation Reserve	676,876.14
	Aug. 2019	(44,874.87)

632,201.27 Bal

El Paso Central Appraisal District

INVESTMENT REPORT

July 31, 2019

Institution	Type	Issue Date	Maturity Date	Amount	Interest Rate	Interest Earned	Interest Accrued
Wells Fargo	WF Gov MMF Sel		none	823,252.20	2.360%	6,000.05	
Wells Fargo	JP Morgan US Gov		none	167,407.17	2.310%	308.83	
BBVA Compass	CD	7/11/2019	8/8/2019	1,600,000.00	2.160%		1,920.00
BBVA Compass	CD	7/11/2019	9/11/2019	1,600,000.00	2.195%		1,951.11
BBVA Compass	CD	7/11/2019	10/9/2019	1,900,000.00	2.230%		2,353.89
				6,090,659.37		6,308.88	6,225.00

Executive Director/Chief Appraiser

Chief Financial Officer

[Handwritten Signature]
[Handwritten Signature]

NOTE TO JULY, 2019 FINANCIAL REPORT

Over Budget:

Appraisal Review Board \$3,558.98 due to additional protests

Encumbered Funds:

Litigation Reserve

676,876.14

Health and Dental Insurance Plan

Texas Municipal League (TML)

Fiscal Year 2018/2019

	Deposits	Other Expenses	Claims Paid	Balance
			Balance Forward	442,212.23
2018 October	102,390.80	20.94	132,205.58	412,376.51
2018 November	107,057.16	20.39	108,642.14	410,771.14
2018 December	107,976.96	61.53	202,721.85	315,964.72
2019 January	106,996.46	33.07	160,329.45	262,598.66
	27,468.69	Stop Loss reimbursement		290,067.35
2019 February	106,865.54	46.72	50,725.81	346,160.36
2019 March	108,517.76	67.88	61,763.99	392,846.25
	86,644.79	Stop Loss reimbursement		479,491.04
2019 April	127,935.14	50.26	181,360.13	426,015.79
	9,577.52	Stop Loss reimbursement		435,593.31
2019 May	106,651.30	55.76	72,515.31	469,673.54
	22,450.14	Stop Loss reimbursement		492,123.68
2019 June	106,363.21	59.93	96,819.19	501,607.77
	13,492.75	Stop Loss reimbursement		515,100.52
2019 July	107,516.97	56.97	107,725.48	514,835.04
	48,670.58	Pharmacy rebates		563,505.62
	8,422.80	Stop Loss reimbursement		571,928.42
2019 August	107,738.36	93.90	84,778.35	594,794.53
	1,278.17	Stop Loss reimbursement		596,072.70
	3,165.23	Stop Loss reimbursement		599,237.93

Health and Dental Insurance Plan

Texas Municipal League (TML)

Fiscal Year 2017/2018

	Deposits	Other Expenses	Claims Paid	Balance
			Balance Forward	626,483.40
2017 October	87,561.79		119,039.81	595,005.38
November	87,517.23	63.11	128,851.65	553,607.85
December	86,721.13	74.86	119,338.42	520,915.70
2018 January	98,273.08	40.55	85,711.44	533,436.79
February	87,897.98	28.71	122,556.90	498,749.16
March	88,324.49	170.41	102,311.91	484,591.33
April	88,513.69	48.78	157,518.82	415,537.42
May	88,032.49	53.18	86,819.07	416,697.66
June	88,305.86	39.88	90,812.46	414,151.18
July	124,473.37	84.99	122,996.52	415,543.04
August	87,194.40	73.18	107,158.20	395,506.06
September	172,787.59	20.09	126,061.33	442,212.23

Health and Dental Insurance Plan

Texas Municipal League (TML)

Fiscal Year 2016/2017

	Deposits	Other Expenses	Claims Paid	Balance
2016 September	100,000.00	89.80	0.00	99,910.20
October	83,699.07	0.00	0.00	183,609.27
November	85,656.60	0.00	0.00	269,265.87
December	86,073.42	0.00	26,391.06	328,948.23
2017 January	85,955.98	0.00	94,573.41	320,330.80
February	86,475.53	0.00	74,984.62	331,821.71
	239,306.10 reserve			571,127.81
March	86,420.57	0.00	89,195.22	568,353.16
	5,631.11 stop loss			573,984.27
April	86,267.53	0.00	65,982.47	594,269.33
May	86,834.98	0.00	83,564.76	597,539.55
June	82,558.16	0.00	54,210.10	625,887.61
July	86,589.82	0.00	77,418.08	635,059.35
August	86,854.54	0.00	97,794.82	624,119.07
September	86,194.84	0.00	83,830.51	626,483.40