

To access the Online E-File Portal go to : <http://www.epcad.org/OnlineServices/OnlineProtest>
And click on the Megaphone Button at the bottom of the page

EPCAD El Paso Central Appraisal District

Home News Forms Links Calendar Property Search

Before You Begin to E-File Protest

There is NO CHARGE for this service.

Submitting a protest electronically does not change any deadlines for filing a timely protest. Deadline for all timely protests is May 15th or 30 days from the date of your appraisal notice.

If you received a notice, you have 30 days from the date of your notice or May 15th, whichever is later to submit your protest. If you do not receive a notice, you have until May 15th to submit your protest.

You will not receive any correspondence through the US Postal Service.

You must accept to receive electronic communications from the CAD when submitting an electronic protest. The CAD will only contact you in regards to the acceptance and further status of your protest. The CAD will not give out your email address to any company and will not contact you other than to inform you of the status of your protest. Failure to accept electronic communications will result in the CAD's inability to communicate with you about your protest. The email sender will be protest@epcad.org. Unfortunately, this email is an automated notification, which is unable to receive replies. We're happy to help you with any questions or concerns you may have. Please contact us directly at (915) 780-2131.

Typical timeframe for an Efile protest:

- Create Protest: 30 to 60 mins to be in our system and show up on the website
- Upload Evidence: 30 to 60 mins after protest is in our system
- Protest Offer: 5 to 8 Days Typically (depending on workload this can take longer)

If it has been more than two weeks and you have not received an email response from the CAD, please check your spam/junk email folder. Sometimes emails from the CAD can be filtered by some email programs as spam/junk email. If you feel that you are not receiving emails from the CAD, please contact us.


Log in to the website periodically to see if the status of your protest has changed, especially if you do not see any emails from the CAD.

It is your responsibility to check on the status of your protest. Do not wait until May 15th to inform the CAD of any problems or issues. The sooner you contact us the sooner we can determine how to assist you.


Using this online service DOES NOT CHANGE ANY DEADLINES for filing a timely protest with the Appraisal Review Board (ARB).

E-File Guidelines

- First Time Registration
- Username, Password, or Pin Retrieval
- Creating A Protest
- Submitting Evidence
- Protest Status and Settlement Offer
- Viewing Evidence and ARB Hearing Date



Click on the button above to E-File



FILE A PROTEST

Log in to the E-File Portal

EL PASO CAD Property Search Help Harris County

Welcome to the EL PASO CAD E-Services Portal

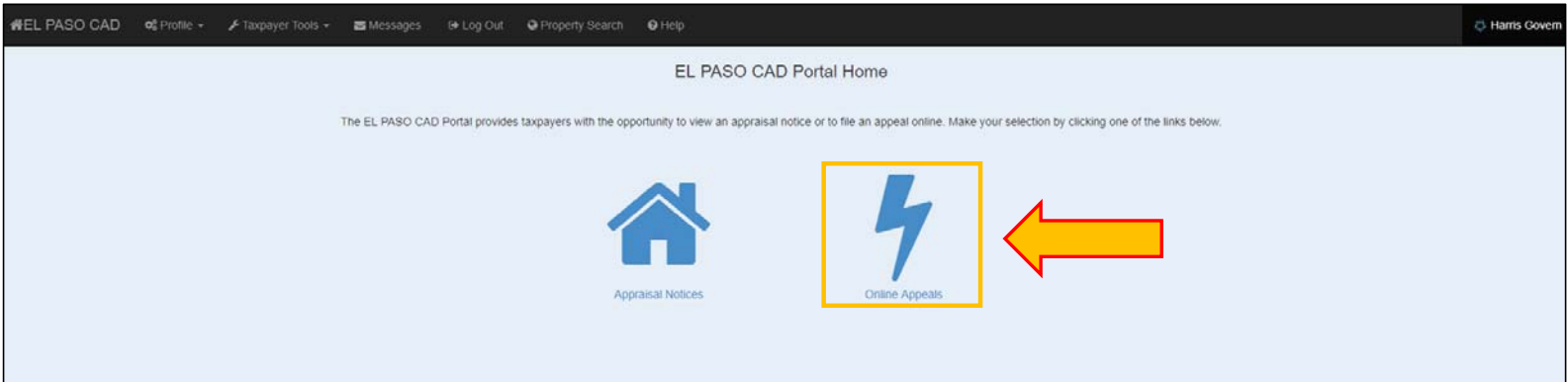
Enter your login credentials below, then click login.

User Name:

Password:

Login Forgot Username Request PIN

Click the Online Appeals button.



On the right side of the Protest Summary screen, Click the E-File button.

The screenshot shows the 'Protest Summary' interface for EL PASO CAD. The top navigation bar includes 'Profile', 'Taxpayer Tools', 'Contact Us', 'Messages', 'Log Out', 'Property Search', and 'Help'. The user is logged in as 'Harris Govern'. The main heading is 'Protest Summary'. Below this, there is a 'Protest List' section with a '0' indicator. The interface includes several tabs: 'Custom View', 'Protest View' (selected), and 'Evidence View'. There are also buttons for 'Settle Selected Properties', 'Withdraw Selected Properties', and 'Export Results for Selected Properties'. A 'Filter By Property ID List' field is present, along with 'Filter By Hearing Date - Begin' and 'End' fields, both set to 'mm/dd/yyyy'. A 'Search' field is also available. The table below has columns for 'Property ID', 'Property Address', 'Protest ID', 'Year', 'Protest Status', 'Schedule Hearing', 'Hearing Date', 'Hearing Location', 'Beginning Value', 'Opinion Of Value', 'Final Value', 'Settlement Offer?', 'Offer Amount', 'Withdraw', and 'Property Search'. The table is currently empty, displaying 'No data available in table'. At the bottom, it says 'Showing 0 to 0 of 0 entries' and has 'Previous' and 'Next' navigation links. A yellow box highlights the 'EFile' button in the top right corner, with a red arrow pointing to it.

Select the account that you would like to protest by clicking on the check box next to it. Click the E-File button when you are ready to proceed.

Electronic Protest Filing for 2018

Select the properties for which you wish to E-File. [Back to Protest Summary](#)

Select Properties 1

Select Columns...
Show 100 entries

Search:

<input type="checkbox"/>	E-File Protest	Property ID	Geographic ID	Type	Neighborhood	Property Address	Owner Name	Appraised Value
<input checked="" type="checkbox"/>	E-File	614949	N1239990000000	Real		12345 NONAME ST EL PASO, TX 79900	PUBLIC JOHN Q JR	\$137,650

Showing 1 to 1 of 1 entries

[Back to Protest Summary](#) [E-File Selected Properties](#)

Previous Next

In the Comments box, enter the information that you would like for the Appraisal District to consider for your protest. Click on the check box if you would like to receive a copy of the evidence that the Appraisal District will use during the value hearing. Provide a daytime and evening phone number where you may be contacted.

When you have completed entering this information, click the Submit button.

The screenshot shows a web interface for 'EL PASO CAD' with a navigation bar at the top containing links for Profile, Taxpayer Tools, Contact Us, Messages, Log Out, Property Search, and Help. The user 'Harris Govern' is logged in. The main content area is titled 'E-File Protest Information' and contains a form with the following elements:

- A header instruction: "Enter information below for the protest(s). You will be able to view a list of protests after clicking the Submit button below."
- A 'Comments' text area with a 1024 character maximum.
- A checkbox labeled "I would like to request a copy of the evidence which will be used in the hearing."
- Two phone number input fields: 'Daytime Phone' and 'Evening Phone', each with a placeholder '915-780-2004' and a mask 'XXX-XXX-XXXX'.
- 'Submit' and 'Cancel' buttons at the bottom of the form.

Enter your opinion of value in the box provided. Select a reason from the Protest Reason dropdown.

Verify that the information you have entered is correct. If you need to make changes or corrections, click the Edit button. This will allow you to modify the comments, opinion of value, and the protest reasons. You cannot make modifications to a protest once it has been submitted.

When you have completed verifying this information, click the Submit button.

EL PASO CAD Profile Taxpayer Tools Contact Us Messages Log Out Property Search Help Harris Govern

Create Protest

Please verify the information you have entered and click "Submit" to submit your protest(s) or click the Edit button to make changes.
Protest(s) with a reason in the 'Non-Filing Note' column will not be submitted. The records will be displayed for your confirmation on the next page.

Property ID	Owner Name	Property Address	Evidence Requested	Opinion of Value	Protest Reasons	Non-Filing Note
614949	PUBLIC JOHN Q JR	12345 NONAME ST EL PASO, TX	True	120,000	Q01, Q02 <input checked="" type="checkbox"/> Q01 (Incorrect appraised (market) value) <input checked="" type="checkbox"/> Q02 (Value is unequal compared with other properties)	

Confirmation will be shown on the screen of a successful protest submission.

You will also receive a email confirmation to the email address provided.

Click the Done button to return to the Protest Summary screen

The screenshot shows the EL PASO CAD web interface. At the top, there is a navigation bar with links for Profile, Taxpayer Tools, Contact Us, Messages, Log Out, Property Search, and Help. The user is logged in as Harris Govern. The main content area displays a confirmation message: "Protest(s) Submitted Successfully". Below this message, there is a paragraph explaining that the user has successfully submitted protest(s) on the records below, unless there is a reason listed in the 'Non-Filing Note' column. This is followed by a table with the following data:

Property ID	Owner Name	Property Address	Evidence Requested	Opinion of Value	Protest Reasons	Non-Filing Note
614949	PUBLIC JOHN Q JR	12345 NONAMEST EL PASO, TX	True	120000	Q01, Q02	

Below the table, there is a "Done" button. To the right of the confirmation message, there are "Print" and "Export" buttons.

On the Protest Summary screen, any account that has been protested will appear on the list.

You can now log off and await for a response from the appraisal district.

If you have not received a response and it has been more than 30 days since you submitted your protest, please contact the appraisal district at 915-780-2131 to inquire about your protest status.

Property ID	Property Address	Protest ID	Year	Protest Status	Schedule Hearing	Hearing Date	Hearing Location	Beginning Value	Opinion Of Value	Final Value	Settlement Offer?	Offer Amount	Withdraw	Property Search
614949	12345 NONAME ST EL PASO, TX	Pending	2018	N/A	N/A	N/A	N/A	\$137,650	\$120,000	N/A	Under Review	N/A	N/A	Details