

To access the Online E-File Portal go to : <http://www.epcad.org/OnlineServices/OnlineProtest>
And click on the Megaphone Button at the bottom of the page

EPCAD El Paso Central Appraisal District

Home News Forms Links Calendar Property Search

Before You Begin to E-File Protest

There is NO CHARGE for this service.

Submitting a protest electronically does not change any deadlines for filing a timely protest. Deadline for all timely protests is May 15th or 30 days from the date of your appraisal notice.

If you received a notice, you have 30 days from the date of your notice or May 15th, whichever is later to submit your protest. If you do not receive a notice, you have until May 15th to submit your protest.

You will not receive any correspondence through the US Postal Service.

You must accept to receive electronic communications from the CAD when submitting an electronic protest. The CAD will only contact you in regards to the acceptance and further status of your protest. The CAD will not give out your email address to any company and will not contact you other than to inform you of the status of your protest. Failure to accept electronic communications will result in the CAD's inability to communicate with you about your protest. The email sender will be protest@epcad.org. Unfortunately, this email is an automated notification, which is unable to receive replies. We're happy to help you with any questions or concerns you may have. Please contact us directly at (915) 780-2131.

Typical timeframe for an Efile protest:

- Create Protest: 30 to 60 mins to be in our system and show up on the website
- Upload Evidence: 30 to 60 mins after protest is in our system
- Protest Offer: 5 to 8 Days Typically (depending on workload this can take longer)

If it has been more than two weeks and you have not received an email response from the CAD, please check your spam/junk email folder. Sometimes emails from the CAD can be filtered by some email programs as spam/junk email. If you feel that you are not receiving emails from the CAD, please contact us.


Log in to the website periodically to see if the status of your protest has changed, especially if you do not see any emails from the CAD.

It is your responsibility to check on the status of your protest. Do not wait until May 15th to inform the CAD of any problems or issues. The sooner you contact us the sooner we can determine how to assist you.

Using this online service DOES NOT CHANGE ANY DEADLINES for filing a timely protest with the Appraisal Review Board (ARB).

E-File Guidelines

- First Time Registration
- Username, Password, or Pin Retrieval
- Creating A Protest
- Submitting Evidence
- Protest Status and Settlement Offer
- Viewing Evidence and ARB Hearing Date



Click on the button above to E-File

REGISTER NEW USER

Click on the Create New User button.

EL PASO CAD Property Search Help Harris County

Welcome to the EL PASO CAD E-Services Portal

Enter your login credentials below, then click login.

User Name:

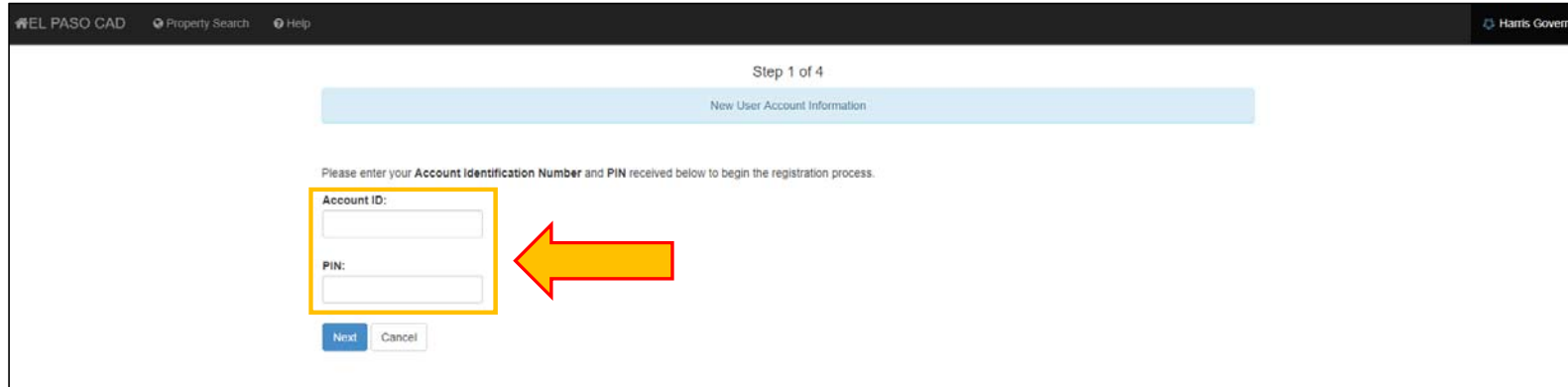
Password:

Login Create New User Forgot Password Request PIN

Enter your Owner\Account ID in the box labeled account ID. Enter your PIN number in the PIN box. You can find your Owner\Account ID and PIN number on the Notice Of Value Letter.

Click the Next button when you are finished.

NOTE: If you receive the message “the pin is already associated with an active account...” then the account has been previously registered. Go to the link [Username, Password, or PIN Retrieval](#) for further details.



The screenshot shows a web application interface for 'EL PASO CAD'. The top navigation bar includes 'Property Search' and 'Help' on the left, and 'Harris Govern' on the right. The main content area is titled 'Step 1 of 4' and 'New User Account Information'. Below this, a message reads: 'Please enter your Account Identification Number and PIN received below to begin the registration process.' There are two input fields: 'Account ID:' and 'PIN:'. A yellow box highlights both fields, and a large yellow arrow points to the 'Account ID' field. At the bottom of the form are two buttons: 'Next' (highlighted in blue) and 'Cancel'.

Provide the required information. The Username and Password fields are case sensitive. Please provide an email address and an additional recovery email address. Select a Security Question and provide an answer you can remember. We suggest that you print this page or write this information down and keep it for later use.

EL PASO CAD Property Search Help Harris Govern

Step 2 of 4
New User Registration

Please complete the following form to register for this website. When complete, please click the Next button.

Account ID: 978707
PIN: EjqkaBh5sy8
Name: PUBLIC JOHN Q & JUANA DOE

Username:
Password:
Confirm Password:
Email Address:
Confirm Email Address:
Recovery Email Address:
Confirm Recovery Email Address:
Choose Security Question: What was your high school mascot?
Security Answer:

Please enter the text displayed in the image box below.

ffqott

New Image

I confirm that I agree to receive all correspondence relating to my property protest(s) electronically.

Next Cancel

Please review the information you have entered. Make any changes here as needed.

You must click on the checkbox confirming that you agree to electronic correspondence. If you do not click on this box, the appraisal district cannot email you to inform you of a successful account creation or the status of your online protest.

Click the Next button to proceed.

Please complete the following form to register for this website. When complete, please click the Next button.

Account ID: 978707
PIN: EjbqkaBh5syS
Name: PUBLIC JOHN Q & JUANA DOE

Username:
Password:
Confirm Password:
Email Address:
Confirm Email Address:
Recovery Email Address:
Confirm Recovery Email Address:
Choose Security Question: What was your high school mascot?
Security Answer:

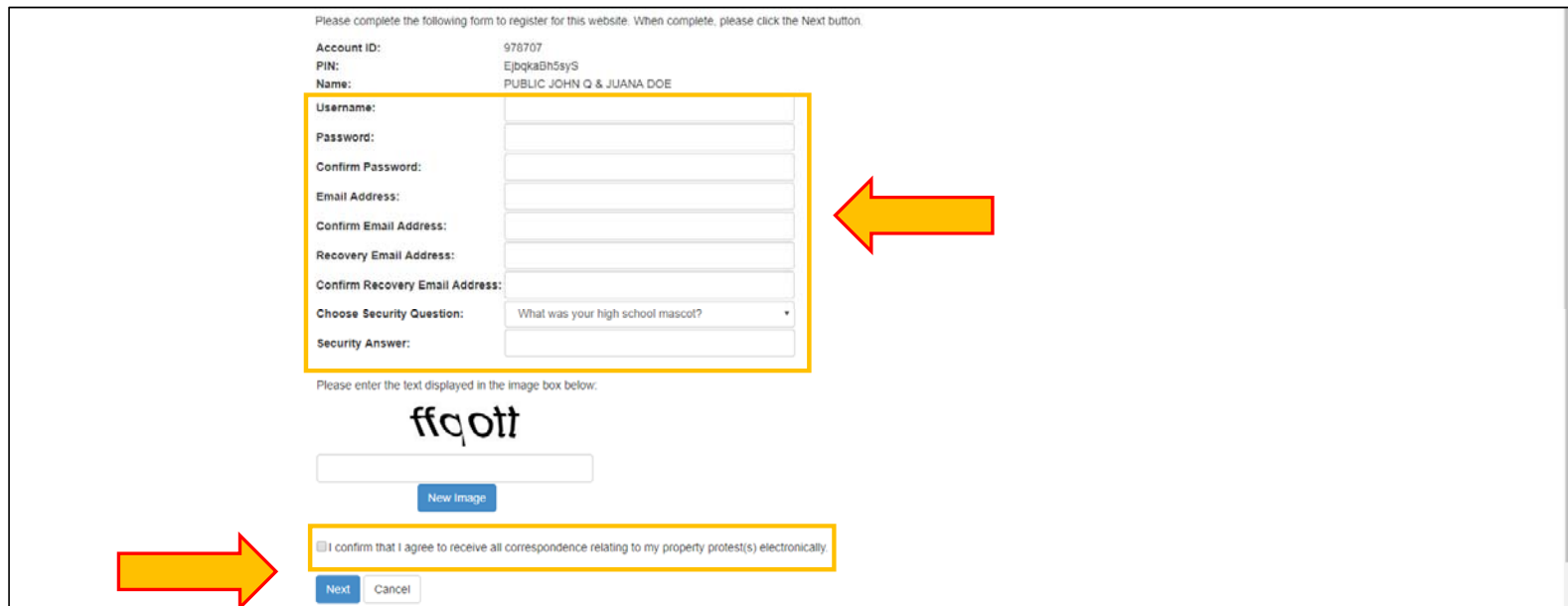
Please enter the text displayed in the image box below.

ffqott

[New Image](#)

I confirm that I agree to receive all correspondence relating to my property protest(s) electronically.

[Next](#) [Cancel](#)

The image shows a registration form with several fields. A yellow box highlights the Username, Password, Confirm Password, Email Address, Confirm Email Address, Recovery Email Address, Confirm Recovery Email Address, Choose Security Question, and Security Answer fields. A yellow arrow points to the right towards the checkbox for electronic correspondence. Another yellow arrow points to the left towards the registration fields. The form includes a CAPTCHA section with the text 'ffqott' and a 'New Image' button. At the bottom, there are 'Next' and 'Cancel' buttons.

At the End User Agreement page, read the agreements. You must agree on the end user agreement in order to continue with registration. Make sure that both of the available checkboxes are clicked.

Click the Confirm button to finish

EL PASO CAD Property Search Help Harris Govern

Please confirm that the following information is correct and that you agree with the End User Agreement below. When complete, please click the Confirm button.

Account ID: 978707
PIN: EjbqkaBh5syS
Name: PUBLIC JOHN Q & JUANA DOE
Username: PJQJD
Email Address:
Security Question: What is the make of your first car?
Security Answer: FORD

End User Agreement
APPRAISAL DISTRICT
El Paso Central Appraisal District User Agreement and Liability Disclaimer
GENERAL
This Web site is offered to you, the ("User"), conditioned on acceptance of the terms, conditions, and notices contained herein, without modification. User access and use of this site constitutes acceptance of these terms and conditions. The El Paso Central Appraisal District ("The District") Web Site is comprised of various Web pages operated by the District. The District's Web Site is offered to you conditioned on your acceptance without modification of the terms, conditions, and notices contained herein. Your use of the District's Web Site constitutes your agreement to all such terms, conditions, and notices. Anyone using this system expressly consents to

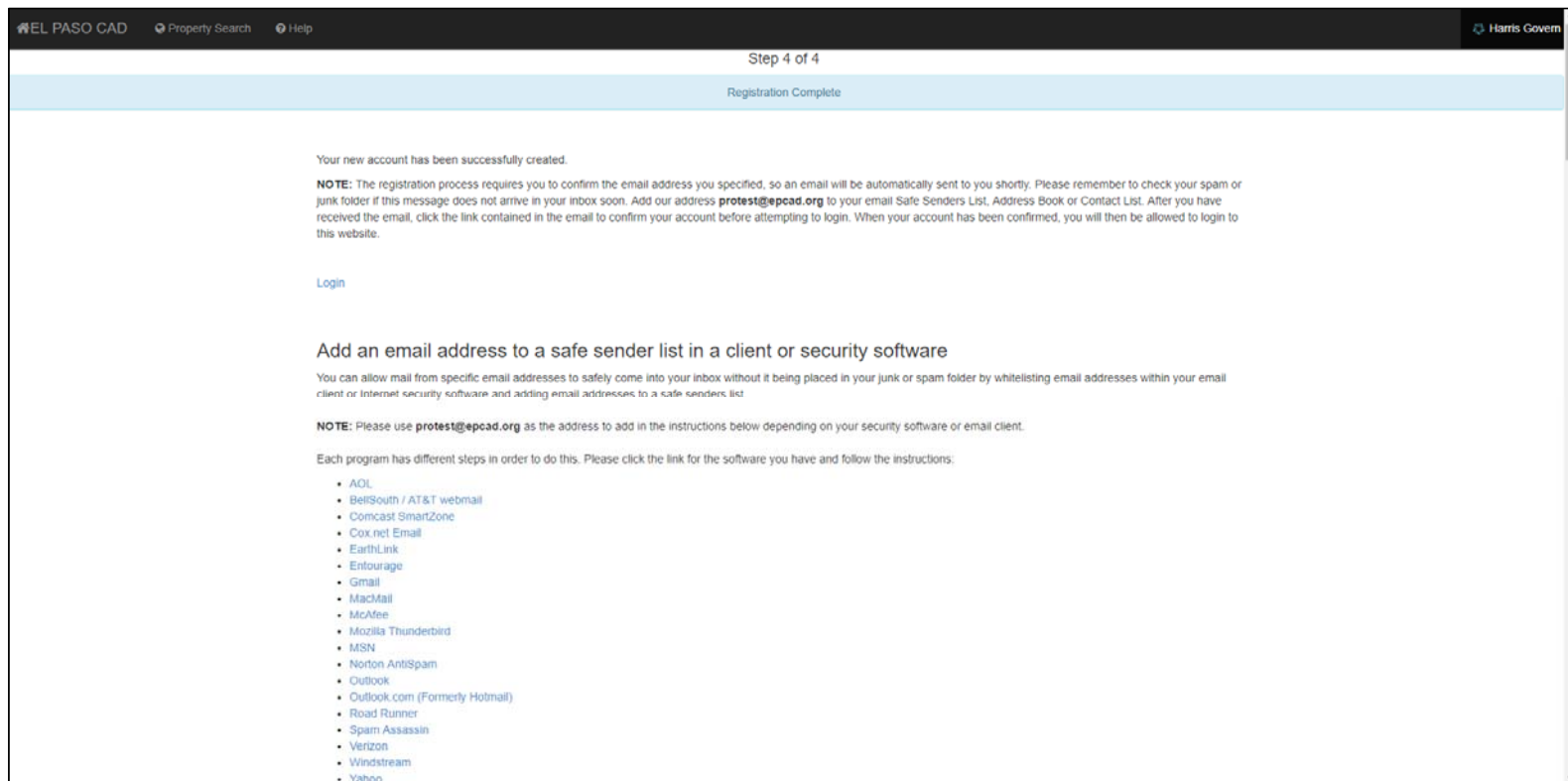
I agree with the terms outlined in the End User Agreement

EMail Agreement:
APPRAISAL DISTRICT
You must provide a current email address in order that the District may contact you, as required by Section 41.415(d)(3) of the Texas Tax Code. By supplying an email address you agree that it is correct and the District may utilize it to communicate electronically with you regarding your protest. An electronic mail address provided by a property owner to the District pursuant to Section 41.415(d)(3) is confidential and may not be disclosed by the District.

I agree with the terms outlined in the EMail Agreement

Back Confirm

You will see a screen informing you that registration was successful. You will also receive some instructions on how to add the email address PROTEST@EPCAD.ORG as a safe sender. Please ensure to follow these steps in order for emails from the district to be accepted by your inbox. Failing to follow these steps could result in emails from the district being rejected or sent to your junk\spam folder.

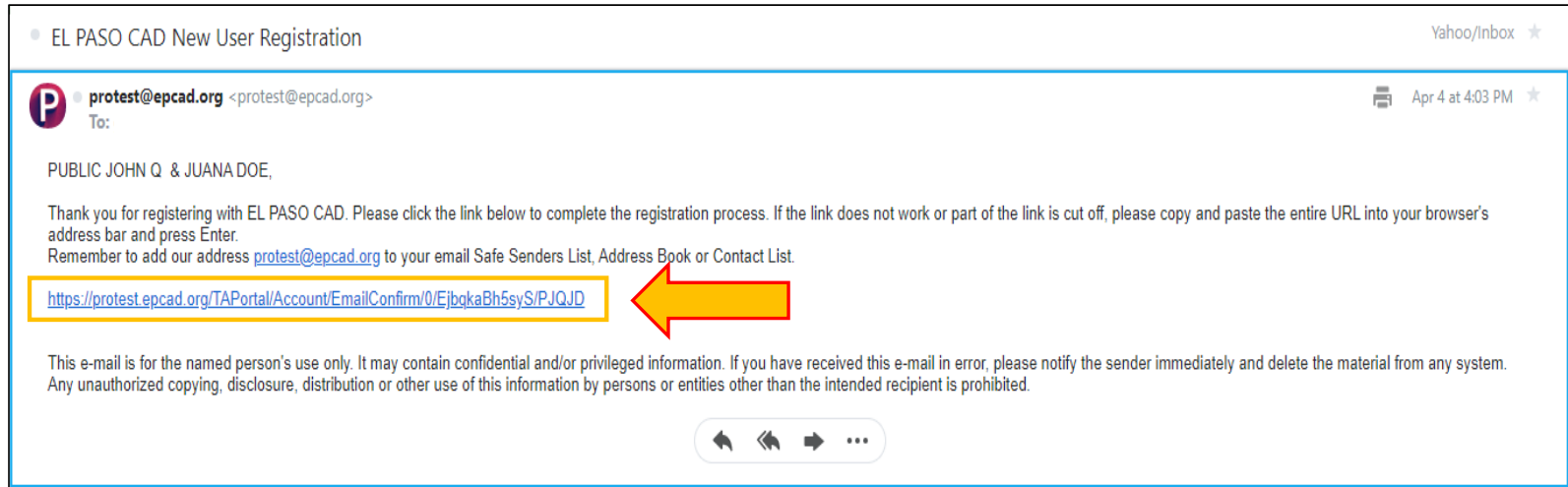


The screenshot shows a web browser window with the following elements:

- Page Header:** "EL PASO CAD" with sub-links for "Property Search" and "Help". On the right, it says "Harris Govern".
- Page Title:** "Step 4 of 4"
- Section Header:** "Registration Complete" (highlighted in a light blue bar).
- Text:** "Your new account has been successfully created."
- Note:** "NOTE: The registration process requires you to confirm the email address you specified, so an email will be automatically sent to you shortly. Please remember to check your spam or junk folder if this message does not arrive in your inbox soon. Add our address protest@epcad.org to your email Safe Senders List, Address Book or Contact List. After you have received the email, click the link contained in the email to confirm your account before attempting to login. When your account has been confirmed, you will then be allowed to login to this website."
- Link:** "Login" (in blue text).
- Section Header:** "Add an email address to a safe sender list in a client or security software"
- Text:** "You can allow mail from specific email addresses to safely come into your inbox without it being placed in your junk or spam folder by whitelisting email addresses within your email client or internet security software and adding email addresses to a safe senders list."
- Note:** "NOTE: Please use protest@epcad.org as the address to add in the instructions below depending on your security software or email client."
- Text:** "Each program has different steps in order to do this. Please click the link for the software you have and follow the instructions."
- List of Software:**
 - AOL
 - BellSouth / AT&T webmail
 - Comcast SmartZone
 - Cox.net Email
 - EarthLink
 - Entourage
 - Gmail
 - MacMail
 - McAfee
 - Mozilla Thunderbird
 - MSN
 - Norton AntiSpam
 - Outlook
 - Outlook.com (Formerly Hotmail)
 - Road Runner
 - Spam Assassin
 - Verizon
 - Windstream
 - Yahoo

Log into your email program and look for an email from PROTEST@EPCAD.ORG.

In the email body, you will see a link to complete the registration process. Please click on the provided link to complete the registration process.



You will be redirected to the appraisal district's website, <https://protest.epcad.org/TAPortal>. You will get a notification that your email address has been confirmed.

You may now log in to the E-File Protest Portal.

